

An Introduction to Delivering Content Online

Hello from D2L!

Heather Ryan
Customer Success Specialist
D2L



[@heathersryan](https://twitter.com/heathersryan)

Questions: K12Ont@D2L.com





Agenda

- What is Brightspace?
- An Introduction to Lessons
 - Create a new unit and lesson
 - Explore the WYSIWYG editor
 - Add materials
 - Post content to course homepage using Activity Feed
 - Preview from the student perspective

Questions: K12Ont@D2L.com

Understanding some terms...

D2L



Company:
D2L

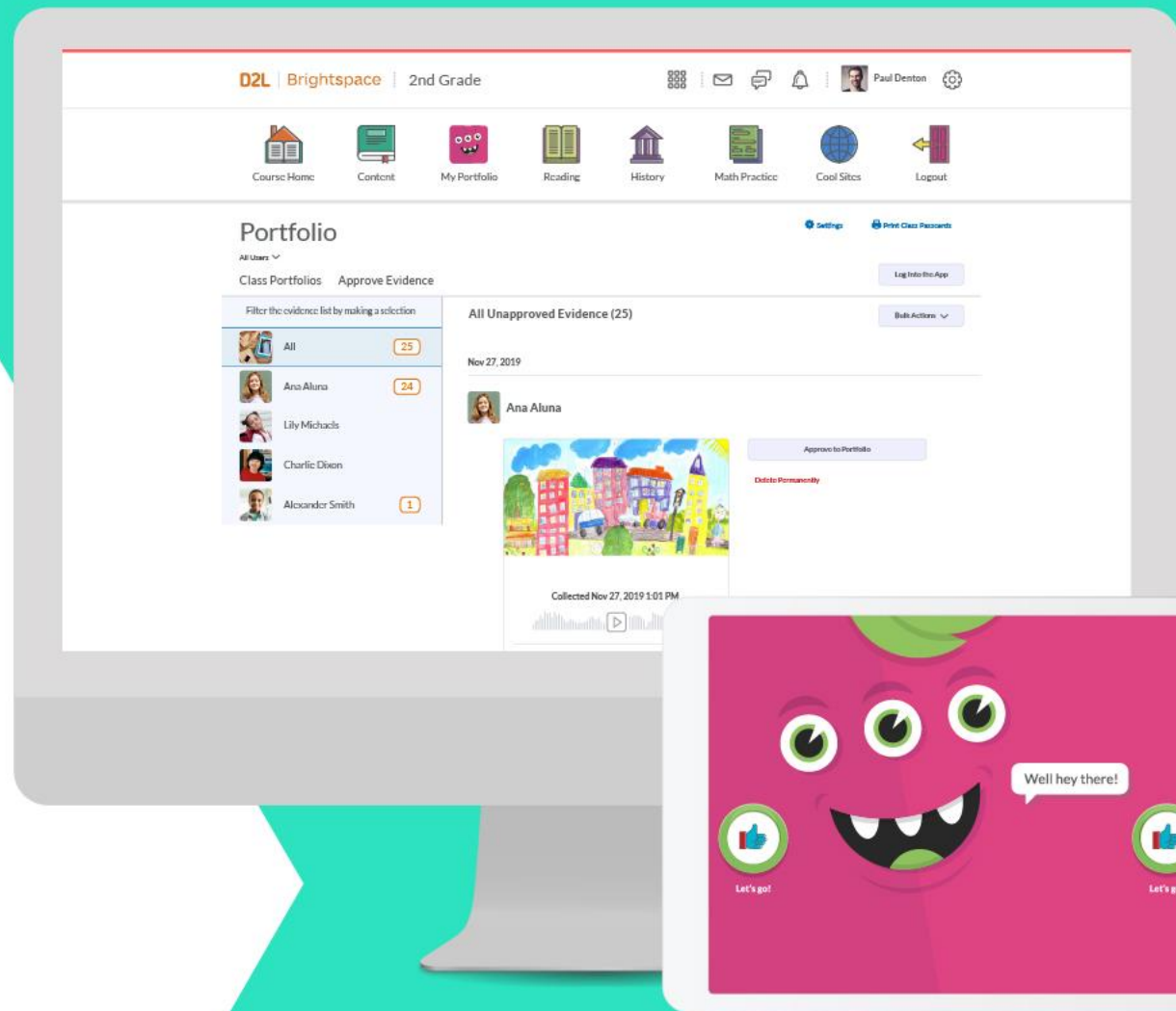
Product:
Brightspace

Online Community:
**Brightspace
Community**

//CODiE//

2020 SIA CODiE WINNER

Best K-12 LMS category,
(Learning Management Solution)
two years in a row.





Delivering Content Online Demo

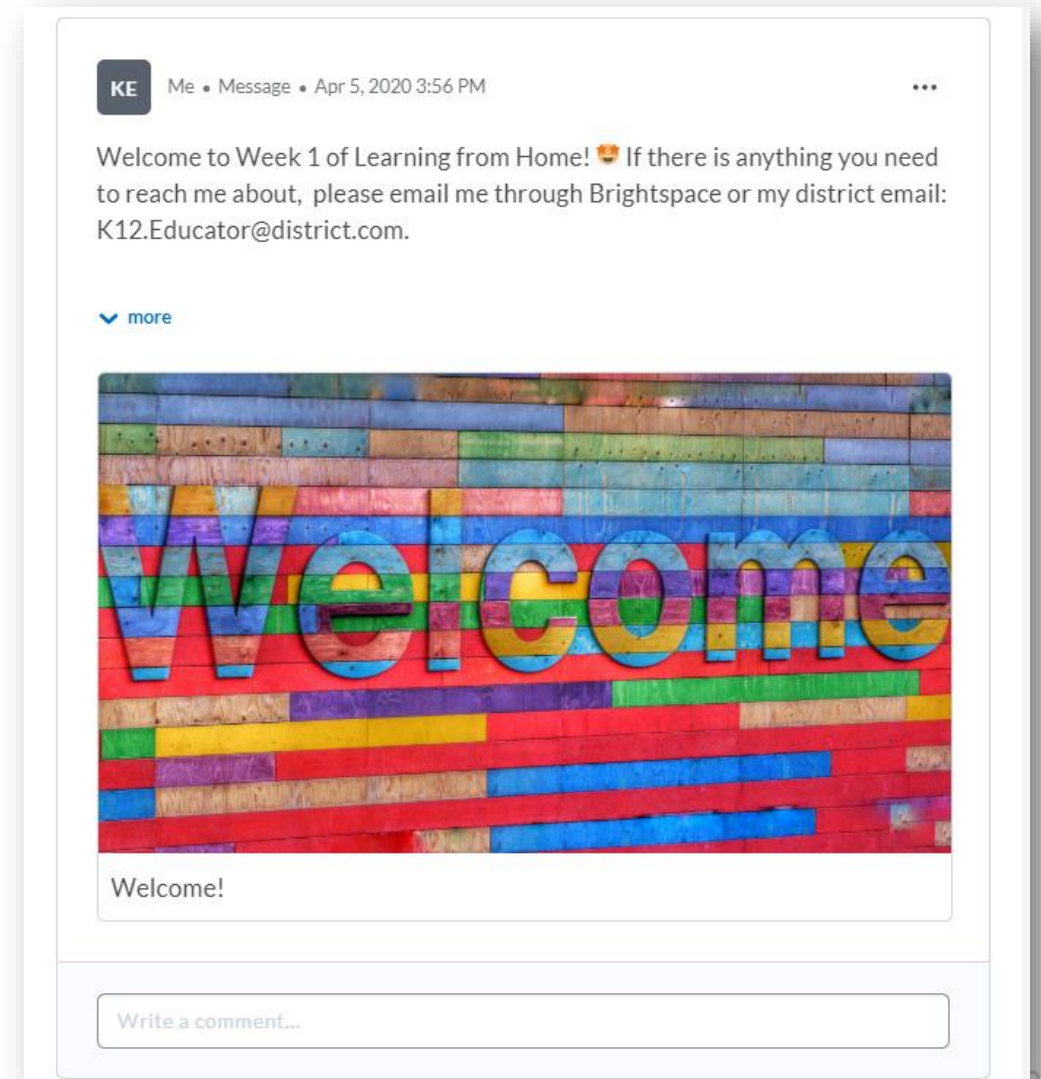
Learning Objectives:

You will be able to:

- Create a new unit
- Create a new lesson
- Utilize the WYSIWYG editor
- Add materials
- Post content to the course home page using Activity Feed
- Preview from the student perspective

Give This a Try!

1. Create a new unit, and lesson. Use the WYSIWYG editor to help you describe the unit. Try using "Insert Stuff" to create a "Video Note" with the lesson instructions.
2. Try using the WYSIWYG editor to help you create a lesson. Try adding a variety of materials including an upload or embedding a weblink.
3. Remind your students of their assignment by posting it to the course home page so it appears in Activity Feed.



Resources

[Continuing Learning and Instruction for K12 Schools-
D2L Whitepaper](#)

[D2L Parent and Guardian Support Site](#)

[Brightspace Tutorials](#)

[One-Minute Work-flow Videos](#)

[VLE Training Videos](#) (VLE= Brightspace in Ontario, but still extremely useful for all!)


[D2L Education Webinars](#)

[D2L- Teaching from Home Resources](#)

[D2L Quick Start Guide for K12 Educators](#)

Hungry for More?

Communication and Collaboration	Organizing Course Materials	Documenting Student Learning	Feedback & Assessment
<ul style="list-style-type: none"> • <u>Announcements</u> • <u>Activity Feed</u> <ul style="list-style-type: none"> -Add Attachments and Links to Posts -Create an Assignment Post in Activity Feed -Customize Notifications for Activity Feed -For posting a message -Optimize Activity Feed • <u>Discussions</u> • <u>Awards</u> • <u>Intelligent Agents</u> 	<ul style="list-style-type: none"> • <u>Content/Lessons Tool</u> <ul style="list-style-type: none"> -Getting Started with Lessons for Instructors -Lessons: Add a New Unit and Lesson -Lessons: Add New Materials -Lessons: Reorder Units, Lessons, Folders, and Materials -Lessons: Attach a Release Condition • <u>Groups</u> <ul style="list-style-type: none"> -Creating Groups -Creating Individual Student Groups -Creating Unique Learner Pathways 	<ul style="list-style-type: none"> • <u>Brightspace Portfolio</u> <ul style="list-style-type: none"> -Review and Approve Portfolio Items -Oversee and View Individual Portfolios -Brightspace Portfolio: Bring Your Own Device (for learners) -Portfolio AT HOME • <u>Assignments</u> • <u>Discussions</u> • <u>Quizzes</u> <ul style="list-style-type: none"> -Quiz Question Converter 	<ul style="list-style-type: none"> • <u>Rubrics</u> <ul style="list-style-type: none"> -Create an Analytic Rubric -Create a Holistic Rubric • <u>Grades</u> <ul style="list-style-type: none"> -Entering Grades -Associate an Activity with a Grade Item -Create a Grade Scheme • <u>Standards/Expectations</u> <ul style="list-style-type: none"> -Standards: Import Standards from Course Admin • <u>Quick Eval</u>



Past K12 Educator Webinars

- [An Introduction to Accessibility in Brightspace](#)
- [An Introduction to Assessment in Brightspace](#)
- [An Introduction to Delivering Learning Online](#)
- [Connecting with your Students in Brightspace](#)
- [Engaging with your Students in Brightspace](#)
- [Getting Started in Brightspace](#)
- [Let's Get Them Talking: Getting Started with Discussions in Brightspace](#)
- [Lights, Camera, Action! Video Options in Brightspace](#)
- [Providing Rich and Descriptive Feedback in Brightspace](#)
- [Sharing Learning at Home with Brightspace Portfolio](#)

Access the recordings and slide decks here:
<https://www.d2l.com/k-12/educator-webinars/>



Many Thanks!



 @heathersryan

D2L.com